



Standard Equipment/Optional Equipment

Standard Equipment

Turbocharged direct-injection 4,0l DEUTZ diesel engine with intercooler and 87 kW
 Precise response twin drive pedals
 Linde Load Control integrated in armrest
 Hydraulic suspension comfort-class seat with extensive range of adjustment
 Adjustable-angle steering wheel
 Low effort, responsive and virtually play-free hydrostatic steering with on-demand power assist
 High safety and stability thanks to Linde Torsion Support
 Variable displacement pump for driving and lifting to reduce consumption
 High performance hydraulic filter concept, preserves maximum oil purity and extends life of all hydraulic components
 Glare-free display including fuel gauge, hour meter and service information
 Control lights on display for engine oil pressure, engine overheating, parking brake, audible warning signal for engine and hydraulic oil temperature, blocked air intake filter and low fuel level

Optional Equipment

Single drive pedal with direction selector positioned on armrest
 Standard masts
 3,550 to 8,850mm lift (H50,H60)
 3,150 to 8,850mm lift (H70,H80)
 2,750 to 8,850mm lift (H80/900, H 80/1100)
 Triplex masts (full free lift)
 Several load backrests
 Several fork carriages
 Several fork lengths
 One or two or three or four additional hydraulic circuits for all mast types
 Overhead guard can be upgraded to full cabine with roof, front and rear screens and doors
 Wiper-washers for front, rear and roof screens
 Roof blind, clipboard, additional interior lighting, height-adjusting steering column
 Seats providing additional comfort (lumbar support, seat heater, air suspension) and adjustments
 Swivel seat 17°
 Cab heater with integral pollen filter
 Air conditioning
 Radio with CD/MP3/SD-cards and speakers

Plenty of storage space
 Interior light
 Superelastic tyres
 Standard mast
 Lift height h3 = 3,550mm (H50, H60),
 Lift height h3 = 3,150mm (H70, H80),
 Lift height h3 = 2,750mm (H80/900, H 80/1100)
 Fork carriage
 Width b3 = 1,800mm (H50, H60, H 70),
 Width b3 = 2,180mm (H80, H80/900),
 Width b3 = 2,400mm (H 80/1100)
 Forks
 Length l = 1,200mm (H50 - H 80),
 Length l = 1,800mm (H80/900),
 Length l = 2,200mm (H 80/1100)

Truck lighting, work lights
 Audible reversing alarm, flashing bacon and rotating bacon
 RTA (Road Traffic Association)
 Several Mirrors
 Several tyres
 LFM (Linde Forkliftdata Management)
 Integral diesel particle filter with charge status indicator on display
 Custom paintwork
 Foundry version

Other options available on request



Diesel and LPG Forklift Trucks
Capacity 5000 – 8000 kg
H50, H60, H70, H80,
H80/900, H80/1100

SERIES 396



Safety

With loads weighing up to 8000kg, safe and precise load handling is ensured by the unique Linde Torsion Support. Up to 30% less mast distortion can be realised. An enormous advantage, even on higher lift heights. This unique design also enables slimmer mast profiles to be fitted for outstanding visibility.

Performance

A truck designed to take care of the really tough applications. Advanced drive technology with powerful diesel and LPG engines combined with the original Linde Load Control enables the operator to use the truck's vast potential to perform every day, shift by shift.

Comfort

Step in relaxed, leave again relaxed. Linde brings to this forklift a generously sized automobile-class workspace. A perfect interface between operator and truck has been achieved with the Linde ergonomic design concept. The spacious cab, comfort-class seat with adjustable armrest and intuitive controls allow fast and stress-free working.

Reliability

50 years of continuous optimisation of the original Linde hydraulic system are combined with robust industrial engines. The result is absolute reliability. The power unit with two maintenance-free displacement pumps for driving and lifting is designed for ease of operation in the most arduous tasks.

Productivity

Effective and cost-efficient at work: The original Linde hydrostatic transmission works without gearshift, clutch, differential and drum brakes. As a result, uptime is optimised, and maintenance costs are low. The three-way isolation of the operator's compartment, chassis and engine significantly reduces oscillation and vibration to maximise productivity.

Features

Original Linde hydrostatic drive
 → Responsive, smooth and precise driving
 → No clutch, differential or drum brakes; hydrostatic drive assumes function of service brake
 → Robust drive system, well proven in the most arduous applications
 → Low maintenance costs and long life

Linde clear-view mast
 → Superb visibility
 → Full rated capacity up to maximum lift height
 → Exceptional residual capacity



Linde twin accelerator pedals
 → Rapid change of forward/reverse direction without moving feet from pedals
 → Short pedal stroke
 → No leg strain or fatigue
 → Increased productivity

Linde Load Control
 → Accurate, safe load handling
 → Effortless fingertip control of all mast functions
 → Traction and lift functions completely separate

Linde Truck Control
 → Advanced electronic controller
 → High dependability resulting from duplicated monitoring systems
 → Automatic control of engine speed determined by load carried
 → Enclosed in sealed module to protect from dust and dirt




Linde operator compartment
 → Advanced functional design for optimum operator comfort and efficiency
 → Superb cab with spacious leg and headroom
 → Excellent visibility of load and surroundings due to slim-line mast sections and increased cabin width
 → Quiet, stress-free working



High-economy engine technology
 → Industrial DEUTZ Diesel engine or Volkswagen LPG engine incorporating most advanced technology
 → High torque
 → Low fuel consumption
 → Low engine-out emissions



Linde Torsion Support
 → The Linde Torsion Support system absorbs and minimises the stresses on the mast and chassis caused by dynamic torsional forces from the load by up to 30%
 → Safer, smoother load handling and extended working life
 → The top mounted tilt jacks provide the optimum leverage for outstanding mast control and handling stability of heavy loads



Linde Material Handling GmbH, Postfach 10 0136, 63701 Aschaffenburg, Germany
 Phone +49.6021.99-0, Fax +49.6021.99-1570, www.linde-mh.com, info@linde-mh.de



Subject to modification in the interests of progress. Illustrations and technical details not binding for actual constructions. All dimensions subject to usual tolerances.

Printed in Germany 754.c3.1209.lmh.01

Technical Data (According to VDI 2198)

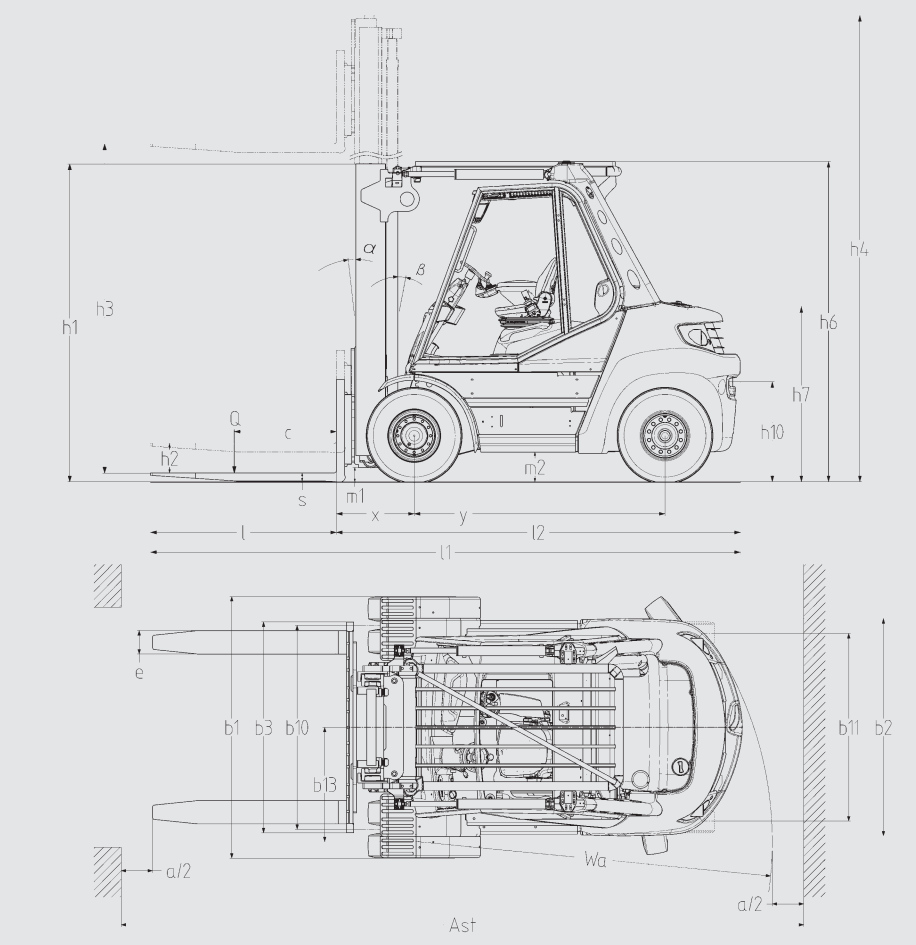
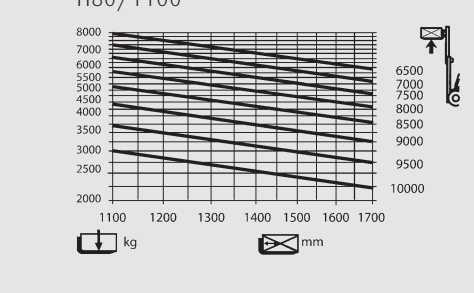
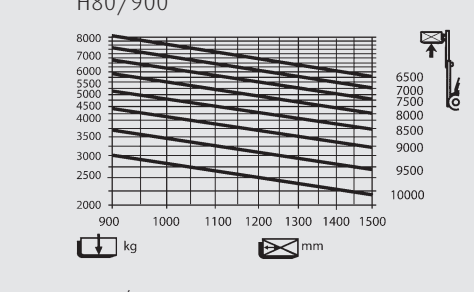
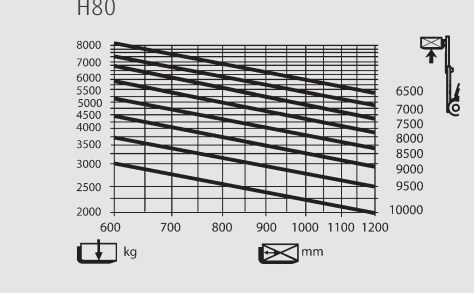
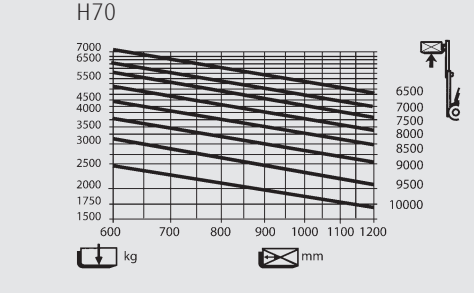
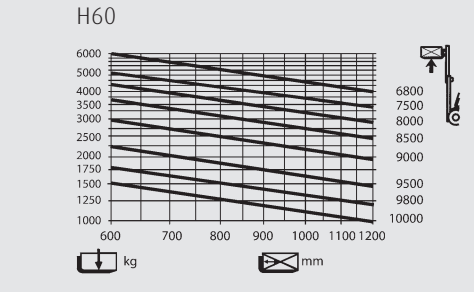
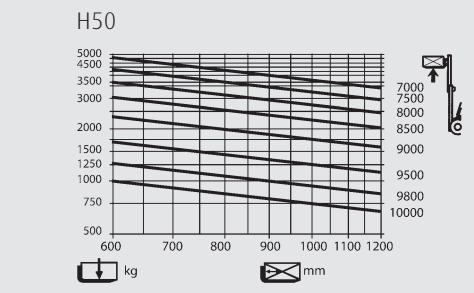
Characteristics	Model designation													
	1.1	1.2	1.3	1.4	1.5	1.6	1.7	1.8	1.9	2.1	2.2	2.3	2.4	2.5
Manufacturer	1.1	1.2	1.3	1.4	1.5	1.6	1.7	1.8	1.9	2.1	2.2	2.3	2.4	2.5
Model designation	1.1	1.2	1.3	1.4	1.5	1.6	1.7	1.8	1.9	2.1	2.2	2.3	2.4	2.5
Power unit	1.1	1.2	1.3	1.4	1.5	1.6	1.7	1.8	1.9	2.1	2.2	2.3	2.4	2.5
Operation	1.1	1.2	1.3	1.4	1.5	1.6	1.7	1.8	1.9	2.1	2.2	2.3	2.4	2.5
Load capacity	1.1	1.2	1.3	1.4	1.5	1.6	1.7	1.8	1.9	2.1	2.2	2.3	2.4	2.5
Load centre	1.1	1.2	1.3	1.4	1.5	1.6	1.7	1.8	1.9	2.1	2.2	2.3	2.4	2.5
Axle centre to fork face	1.1	1.2	1.3	1.4	1.5	1.6	1.7	1.8	1.9	2.1	2.2	2.3	2.4	2.5
Wheelbase	1.1	1.2	1.3	1.4	1.5	1.6	1.7	1.8	1.9	2.1	2.2	2.3	2.4	2.5
Service weight	1.1	1.2	1.3	1.4	1.5	1.6	1.7	1.8	1.9	2.1	2.2	2.3	2.4	2.5
Axle load with load, front/rear	1.1	1.2	1.3	1.4	1.5	1.6	1.7	1.8	1.9	2.1	2.2	2.3	2.4	2.5
Axle load without load, front/rear	1.1	1.2	1.3	1.4	1.5	1.6	1.7	1.8	1.9	2.1	2.2	2.3	2.4	2.5
Tyres	3.1	3.2	3.3	3.4	3.5	3.6	3.7	3.8	3.9	4.0	4.1	4.2	4.3	4.4
Tyre size, front	3.1	3.2	3.3	3.4	3.5	3.6	3.7	3.8	3.9	4.0	4.1	4.2	4.3	4.4
Tyre size, rear	3.1	3.2	3.3	3.4	3.5	3.6	3.7	3.8	3.9	4.0	4.1	4.2	4.3	4.4
Wheels, number front/rear (x = driven)	3.1	3.2	3.3	3.4	3.5	3.6	3.7	3.8	3.9	4.0	4.1	4.2	4.3	4.4
Track width, front	3.1	3.2	3.3	3.4	3.5	3.6	3.7	3.8	3.9	4.0	4.1	4.2	4.3	4.4
Track width, rear	3.1	3.2	3.3	3.4	3.5	3.6	3.7	3.8	3.9	4.0	4.1	4.2	4.3	4.4
Mast/fork carriage tilt, forward/backward	3.1	3.2	3.3	3.4	3.5	3.6	3.7	3.8	3.9	4.0	4.1	4.2	4.3	4.4
Height of mast, lowered	4.1	4.2	4.3	4.4	4.5	4.6	4.7	4.8	4.9	5.0	5.1	5.2	5.3	5.4
Free lift	4.1	4.2	4.3	4.4	4.5	4.6	4.7	4.8	4.9	5.0	5.1	5.2	5.3	5.4
Lift	4.1	4.2	4.3	4.4	4.5	4.6	4.7	4.8	4.9	5.0	5.1	5.2	5.3	5.4
Height of mast, extended	4.1	4.2	4.3	4.4	4.5	4.6	4.7	4.8	4.9	5.0	5.1	5.2	5.3	5.4
Height of overhead guard (cabin)	4.1	4.2	4.3	4.4	4.5	4.6	4.7	4.8	4.9	5.0	5.1	5.2	5.3	5.4
Height of seat/stand-on platform	4.1	4.2	4.3	4.4	4.5	4.6	4.7	4.8	4.9	5.0	5.1	5.2	5.3	5.4
Towing coupling height	4.1	4.2	4.3	4.4	4.5	4.6	4.7	4.8	4.9	5.0	5.1	5.2	5.3	5.4
Overall length	4.1	4.2	4.3	4.4	4.5	4.6	4.7	4.8	4.9	5.0	5.1	5.2	5.3	5.4
Length to fork face	4.1	4.2	4.3	4.4	4.5	4.6	4.7	4.8	4.9	5.0	5.1	5.2	5.3	5.4
Overall width	4.1	4.2	4.3	4.4	4.5	4.6	4.7	4.8	4.9	5.0	5.1	5.2	5.3	5.4
Fork dimensions	4.1	4.2	4.3	4.4	4.5	4.6	4.7	4.8	4.9	5.0	5.1	5.2	5.3	5.4
Fork carriage to ISO 2328, class/type A, B	4.1	4.2	4.3	4.4	4.5	4.6	4.7	4.8	4.9	5.0	5.1	5.2	5.3	5.4
Width of fork carriage	4.1	4.2	4.3	4.4	4.5	4.6	4.7	4.8	4.9	5.0	5.1	5.2	5.3	5.4
Ground clearance, below mast	4.1	4.2	4.3	4.4	4.5	4.6	4.7	4.8	4.9	5.0	5.1	5.2	5.3	5.4
Ground clearance, centre of wheelbase	4.1	4.2	4.3	4.4	4.5	4.6	4.7	4.8	4.9	5.0	5.1	5.2	5.3	5.4
Aisle width with pallet 1000 x 1200 across forks	4.1	4.2	4.3	4.4	4.5	4.6	4.7	4.8	4.9	5.0	5.1	5.2	5.3	5.4
Aisle width with pallet 800 x 1200 along forks	4.1	4.2	4.3	4.4	4.5	4.6	4.7	4.8	4.9	5.0	5.1	5.2	5.3	5.4
Turning radius	4.1	4.2	4.3	4.4	4.5	4.6	4.7	4.8	4.9	5.0	5.1	5.2	5.3	5.4
Minimum pivoting point distance	4.1	4.2	4.3	4.4	4.5	4.6	4.7	4.8	4.9	5.0	5.1	5.2	5.3	5.4
Travel speed, with/without load	5.1	5.2	5.3	5.4	5.5	5.6	5.7	5.8	5.9	6.0	6.1	6.2	6.3	6.4
Lifting speed, with/without load	5.1	5.2	5.3	5.4	5.5	5.6	5.7	5.8	5.9	6.0	6.1	6.2	6.3	6.4
Lowering speed, with/without load	5.1	5.2	5.3	5.4	5.5	5.6	5.7	5.8	5.9	6.0	6.1	6.2	6.3	6.4
Tractive force, with/without load	5.1	5.2	5.3	5.4	5.5	5.6	5.7	5.8	5.9	6.0	6.1	6.2	6.3	6.4
Climbing ability, with/without load	5.1	5.2	5.3	5.4	5.5	5.6	5.7	5.8	5.9	6.0	6.1	6.2	6.3	6.4
Acceleration time, with/without load	5.1	5.2	5.3	5.4	5.5	5.6	5.7	5.8	5.9	6.0	6.1	6.2	6.3	6.4
Service brake	5.1	5.2	5.3	5.4	5.5	5.6	5.7	5.8	5.9	6.0	6.1	6.2	6.3	6.4
Engine manufacturer/type	7.1	7.2	7.3	7.4	7.5	7.6	7.7	7.8	7.9	8.0	8.1	8.2	8.3	8.4
Engine performance according to ISO 1585	7.1	7.2	7.3	7.4	7.5	7.6	7.7	7.8	7.9	8.0	8.1	8.2	8.3	8.4
Rated speed	7.1	7.2	7.3	7.4	7.5	7.6	7.7	7.8	7.9	8.0	8.1	8.2	8.3	8.4
Number of cylinders/displacement	7.1	7.2	7.3	7.4	7.5	7.6	7.7	7.8	7.9	8.0	8.1	8.2	8.3	8.4
Fuel consumption according to VDI cycle	7.1	7.2	7.3	7.4	7.5	7.6	7.7	7.8	7.9	8.0	8.1	8.2	8.3	8.4
Type of drive control	8.1	8.2	8.3	8.4	8.5	8.6	8.7	8.8	8.9	9.0	9.1	9.2	9.3	9.4
Operating pressure for attachments	8.1	8.2	8.3	8.4	8.5	8.6	8.7	8.8	8.9	9.0	9.1	9.2	9.3	9.4
Oil flow for attachments	8.1	8.2	8.3	8.4	8.5	8.6	8.7	8.8	8.9	9.0	9.1	9.2	9.3	9.4
Noise level at operator's ear	8.1	8.2	8.3	8.4	8.5	8.6	8.7	8.8	8.9	9.0	9.1	9.2	9.3	9.4
Towing coupling, design/type, DIN 15 170	8.1	8.2	8.3	8.4	8.5	8.6	8.7	8.8	8.9	9.0	9.1	9.2	9.3	9.4

1)With 150 mm free lift
2)For alternative masts, refer to tables

3) front/rear
4) Including a = 200 mm (min.) operating aisle clearance.

Lifting capacity diagrams

Lifting capacity diagrams valid with SE-tyres.



Overall and lift heights H 50, H 60 (in mm)		Standard mast					Triplex mast				
Lift	h3	3550	4150	4550	5250	6050	4770	5820	6420	7470	8670
Overall heights, forks lowered with 150 mm freelif-Standard)	h1 #	2734	3034	3234	3584	3984	2710	3010	3210	3560	3960
Overall heights at max. lift with 4 rollers fork carriage	h4	4448	5048	5448	6148	6948	5660	6710	7310	8360	9560
Overall heights at max. lift with 6/8 rollers fork carriage	h4	4640	5240	5640	6340	7140	5860	6910	7510	8560	9760

Overall and lift heights H 70, H 80 (in mm)		Standard mast					Triplex mast				
Lift	h3	3150	3750	4150	4850	5650	4705	5605	6205	7255	8455
Overall heights, forks lowered with 150 mm freelif-Standard)	h1 #	2738	3038	3238	3588	3988	2710	3010	3210	3560	3960
Overall heights at max. lift with 4 rollers fork carriage	h4	4245	4845	5245	5945	6745	5795	6695	7295	8345	9545
Overall heights at max. lift with 8 rollers fork carriage	h4	4540	5140	5540	6240	7040	6095	6995	7595	8645	9845

Overall and lift heights H 80/900, H 80/1100 (in mm)		Standard mast					Triplex mast				
Lift	h3	2750	3350	3750	4450	5250	4205	5105	5705	6755	7955
Overall heights, forks lowered with 150 mm freelif-Standard)	h1 #	2735	3035	3235	3585	3985	2710	3010	3210	3560	3960
Overall heights at max. lift with 8 rollers fork carriage	h4	4144	4744	5144	5844	6644	5595	6495	7095	8145	9345